

M84Se

On-line Labelling Modules - SATO M84Se

Engineered to operate in time critical situations, the SATO S Series delivers unrivalled throughput and easily handles complex labels. Built to withstand harsh environments, durability is assured, while the choice of interfaces allows integration in almost all systems.


- ✓ *High Speed Throughput*
- ✓ *Heavy Duty Durability*
- ✓ *4 and 6 inch print width*
- ✓ *Multilingual display*
- ✓ *Easy connectivity*
- ✓ *Powerful memory*
- ✓ *Windows ® compatible*

Enhanced - The RISC processor at the heart of every M84Se module delivers high speed data transmission and unrivalled processing power.

Durable - The heavy gauge steel case and industrial fixings assure reliability.

Powerful - The 16MB of SDRAM and 2 MB of Flash as standard Memory handles your font, format and graphic storage demands. A further 4 MB is available on a flash or SIMM card.

Easy Connectivity - With a wide range of plug-in interfaces to choose from, the M84Se printers connect to almost every system.



S Series

Print with Speed and Precision!

The modules can print popular linear and 2-D barcodes, text, and graphics, all of which can be rotated. The RISC processor controls the data transmission and throughput, which in combination with print speeds of up to 300mm/sec means time to first label is effectively instantaneous.



M 8459Se	
Printing Method	Direct Thermal /Left Hand
Print Resolution	8 dot/mm (0.125 mm) square
Print Speed	Up to 125 mm/sec (5 ips)
Max. Print Width	112 mm W (4.4")
Max. Print Length	1249 mm L (49.2")
Media Size	Min. 22 mm (0.86") W x 15 mm (0.59") L (Web: 25 mm (0.98") W x 18 mm (0.71") L) Max. 131 mm (5.16") W x 356 mm (14.02") L (Web: 134 mm (5.3") W x 359 mm (14.13") L)
Max. Ribbon Size	131 mm (5.16") W, 650 m L. Type: black and colour, face-in
Dimensions	265 mm W x 417 mm D x 302 mm H (10" W x 16.4" D x 11.9" H)
Weight	11.5 kg (25 lbs)


Save Time!

Engineered to save time, the small gap between print element and dispenser, results in a short backfeed time, while the close position of the dispenser to the object to be labelled is extremely advantageous. The simple label path, large ribbon capacity and the automatic multi-sensor also ensure that the time taken to change media and to re-start printing, is reduced to the minimum.



M 8490Se	
Printing Method	Direct Thermal , Thermal Transfer / Left Hand, Right Hand
Print Resolution	12 dot/mm (0.083 mm) square
Print Speed	Up to 200 mm/sec (8 ips)
Max. Print Width	112 mm (4.4")
Max. Print Length	833 mm L (32.7")
Media Size	Min. 22 mm (0.866") W x 15 mm (0.591") L (Web: 25 mm (0.984") W x 18 mm (0.709") L) Max. 131 mm (5") W x 356 mm (14") L (Web: 135 mm (5") W x 359 mm (14") L)
Max. Ribbon Size	131 mm (5.1") W, 650 m (710 y) L.. Thickness: 4,5 um. Type: black and colour, face-in
Dimensions	265 mm W x 417 mm D x 302 mm H (10" W x 16.4" D x 11.9" H)
Weight	11.5 kg (25 lbs)


S Series



Reliable Continuous Printing!

The highest standards of engineering and materials are used to build SATO print engines. They are designed to print high quality labels around the clock with the minimum of maintenance. Printheads are carefully selected for their long-life and the heavy duty steel case is intended specifically for production environments.

M 8485Se	
Printing Method	Direct Thermal , Thermal transfer / Left Hand, Right Hand
Print Resolution	8 dot/mm (0.125 mm) square
Print Speed	Up to 300 mm/sec (12 ips)
Max. Print Width	128 mm (5")
Max. Print Length	1249 mm (49")
Media Size	Min. 22 mm (0.86") W x 15 mm (0.6") L (Web: 25 mm (0.98") W x 18 mm (0.71") L) Max. 131 mm (5.16") W x 356 mm (14") L (Web: 135 mm (5.3") W x 359 mm (14") L)
Max. Ribbon Size	131 mm (5.1") W, 650 m (710 y) L.. Thickness:4,5um. Type: black and colour, face-in
Dimensions	265 mm W x 417 mm D x 302 mm H (10.4" W x 16.42" D x 11.9" H)
Weight	11.5 kg (25.35 lbs)



Flexible to Meet your Needs!

The flexible range of printer options makes it easy to find a SATO OEM Module to meet your labelling needs and the wide choice of interfaces allows for effortless, flexible integration into nearly all applications.

M 8460Se	
Printing Method	Direct Thermal , Thermal transfer / Left Hand, Right Hand
Print Resolution	8 dot/mm (0.125 mm) square
Print Speed	Up to 200 mm/sec (8 ips)
Max. Print Width	152 mm (6")
Max. Print Length	1249 mm (49")
Media Size	Min. 50 mm (1.96") W x 15 mm (0.59") L (Web: 53 mm (2") W x 18 mm (0.709") L) Max. 162 mm (6.38") W x 356 mm (14") L (Web: 165 mm (6.5") W x 359 mm (14.134") mm L)
Max. Ribbon Size	165 mm (6.5") W, 650 m (710 y) L. Thickness:4,5 um. Type: black and colour, face-in
Dimensions	265 mm W x 455 mm D x 302 mm H (10.4" W x 17.9" D x 11.9" H)
Weight	12.5 kg (28 lbs)

Easy Installation

Minimum clearance space is needed to install the printer and identical fixings and compatibility allows simple upgrading to the system of your choice. This is complemented by the multilingual display, which enables straightforward set up and operation by the user.

Memory:

Standard Memory: 16MB SDRAM; 2,9MB Input Buffer; 2MB Flash Memory
Opt. Memory Expansion:
Internal - 4MB Flash Memory SIMM Card
External - up to 4MB S-RAM Card or up to 16MB Flash Card

Processor:

32-BIT RISC

Sensing:

Reflective Sensor (I-mark) bottom reading, fixed / See-through Sensor (Gap), movable

Label Thickness:

Continuous: 0.1 to 0.25 mm. (0.003" to 0.009")
Dispense: 0.1 to 0.18 mm (0.003" to 0.007")

Print Darkness:

3 steps; selectable by printer driver (<ESC> codes) or via display

Print Mode:

Continuous and dispense for die-cut labels or continuous material

Plug-In Interface Modules:

- ECP Parallel (IEEE 1284)
- Centronics Parallel, RS232C (2400 19.200 Baud)
- RS232C Highspeed (9600 57.600 Baud)
- USB (12Mbit/s)
- LAN (TCP/IP protocol 10/100 Base T)
- Twinax/Coax, RS422 / 485
- Wireless LAN 802.11b

Barcode Symbologies:

Linear: UPC A/E, EAN 8/13, Code 39, Code 93, Code 128, UCC/EAN 128, Interleaved 2/5, Industrial 2/5, Matrix 2/5, Codabar, MSI, Bookland, Postnet
2-Dimensional: Data Matrix, Maxicode, PDF 417, QR-Code, RSS-14

Barcode:

Ratio: 1:2, 1:3, 2:5
Size: Height: 4 dots to 600 dots.
Width: user definable

Human Readable Fonts:

12 proportional and mono-spaced and outline fonts. (Code page 858, others available)
Internal CG Triumvirate® and CG Times® fonts plus downloaded TrueType®, scalable from 8 to 99 points

Flexibility:

360° rotation of barcode and text in 90° steps; character expansion horizontally and vertically. RAM storage for special characters, dot-addressable graphics, repeat print, sequential numbering, form overlay for high-speed editing of complex formats, back feed, Real Time Clock in text and barcodes is standard

Graphic Support:

SATO Hex/Binary format
PCX format

Character Expansion

Up to 12 times. Vertically and horizontally

Print Control

User programmable via data stream

Data Transmission:

ASCII

Self Check

Self Check mode includes head check, barcode check, memory card verification

AC Power:

100V - 120V / 200V - 240V, 50/60 Hz, idle 50W, max. 700W

Environmental:

Operating: 5°C to 40°C (41° to 104°F)
15 to 85% RH non-condensing
Storage: -20 to 40°C, non-condensing; ESD Immunity: 8 kV

Approvals:

CE, TÜV-GS, UL, CSA

Options:

Memory Expansion, Keyboard